



# The Passat Estate Inclusive of GTE

Effective from 01.05.2020



# The Passat Estate range

## Petrol

Code	Model Description	Transmission	Trim	Fuel	VRT <sup>1</sup>	TAX <sup>1</sup>	HP	Combined CO <sub>2</sub> (WLTP) <sup>1</sup>	Combined I/100km (WLTP) <sup>1</sup>	RRP**	Delivery**	ROTR**
CB53DX	PASSAT BUSINESS 1.5 TSI 150HP EVO* <i>Note: Limited stock only</i>	Manual	Business	Petrol	A4	€200	150	140	6.2	€36,750	€800	€37,550
CB54DX	PASSAT ELEGANCE 1.5 TSI 150HP EVO* <i>Note: Limited stock only</i>	Manual	Elegance	Petrol	A4	€200	150	141	6.2	€39,650	€800	€40,450

ROTR Price = Recommended On the Road Price.

\*EVO = New Engine Technology

\*\* All prices (Retail, Delivery and ROTR) are recommended by Volkswagen Ireland.

The specified fuel consumption and emission values are the official figures obtained from tests under standardised EU test conditions in accordance with the Worldwide Harmonized Light Vehicles Test Procedure (WLTP), a more realistic test method for measuring fuel consumption (l/100km) and CO<sub>2</sub> emissions and are correct at the time of print. WLTP replaces the previous NEDC test method. The above values reflect the standard vehicle excluding additional equipment such as optional extras and accessories which may have an effect on the fuel consumption (l/100km) and CO<sub>2</sub> emissions produced. To discover exact values please configure your desired vehicle at [volkswagen.ie/build](http://volkswagen.ie/build). You can discover more about the WLTP at [volkswagen.ie/wltp](http://volkswagen.ie/wltp).

<sup>1</sup> VRT Bands and rate of Annual Road tax are valid as of 1st January 2020 and calculated from the correlated NEDC figure derived from WLTP for cars produced from CW48/2019 onwards.

Please note every effort has been made to ensure the contents of this publication (including RRP, CO<sub>2</sub>, fuel consumption and technical information) were accurate and up-to-date at the time of going print 1st May 2020. Volkswagen Ireland reserves the right to change specification, prices and withdraw products from sale without notice. Any such alternations will be notified to Volkswagen Retailers at the earliest opportunity. Please consult your local Authorised Volkswagen retailer for the latest product information.

# The Passat Estate range

## Diesel

Code	Model Description	Transmission	Trim	Fuel	VRT <sup>1</sup>	TAX <sup>1</sup>	HP	Combined CO <sub>2</sub> (WLTP) <sup>1</sup>	Combined I/100km (WLTP) <sup>1</sup>	RRP**	Delivery**	ROTR**
CB523X	PASSAT 2.0 TDI 150HP EVO*	Manual	Passat	Diesel	A3	€190	150	127	4.9	€36,995	€800	€37,795
CB533X	PASSAT BUSINESS 2.0 TDI 150HP EVO*	Manual	Business	Diesel	A3	€190	150	128	4.9	€38,350	€800	€39,150
CB533Z	PASSAT BUSINESS 2.0 TDI 150HP EVO DSG*	Automatic	Business	Diesel	A3	€190	150	135	5.1	€41,250	€800	€42,050
CB543X	PASSAT ELEGANCE 2.0 TDI 150HP EVO*	Manual	Elegance	Diesel	A3	€190	150	128	4.9	€41,495	€800	€42,295
CB543Z	PASSAT ELEGANCE 2.0 TDI 150HP EVO DSG*	Automatic	Elegance	Diesel	A3	€190	150	135	5.1	€44,695	€800	€45,495
CB543X	PASSAT R-LINE 2.0 TDI 150HP EVO*	Manual	R-Line	Diesel	A3	€190	150	131	5.0	€42,650	€800	€43,450
CB542Z	PASSAT R-LINE 1.6 TDI 120HP DSG <i>Note: Limited stock only</i>	Automatic	R-Line	Diesel	A4	€200	120	155	5.9	€42,195	€800	€42,995
CB543Z	PASSAT R-LINE 2.0 TDI 150HP EVO DSG*	Automatic	R-Line	Diesel	A3	€190	150	137	5.2	€46,050	€800	€46,850

ROTR Price = Recommended On the Road Price.

\*EVO = New Engine Technology

\*\* All prices (Retail, Delivery and ROTR) are recommended by Volkswagen Ireland.

The specified fuel consumption and emission values are the official figures obtained from tests under standardised EU test conditions in accordance with the Worldwide Harmonized Light Vehicles Test Procedure (WLTP), a more realistic test method for measuring fuel consumption (l/100km) and CO<sub>2</sub> emissions and are correct at the time of print. WLTP replaces the previous NEDC test method. The above values reflect the standard vehicle excluding additional equipment such as optional extras and accessories which may have an effect on the fuel consumption (l/100km) and CO<sub>2</sub> emissions produced. To discover exact values please configure your desired vehicle at [volkswagen.ie/build](http://volkswagen.ie/build). You can discover more about the WLTP at [volkswagen.ie/wltp](http://volkswagen.ie/wltp).

<sup>1</sup> VRT Bands and rate of Annual Road tax are valid as of 1st January 2020 and calculated from the correlated NEDC figure derived from WLTP for cars produced from CW48/2019 onwards.

Please note every effort has been made to ensure the contents of this publication (including RRP, CO<sub>2</sub>, fuel consumption and technical information) were accurate and up-to-date at the time of going print 1st May 2020. Volkswagen Ireland reserves the right to change specification, prices and withdraw products from sale without notice. Any such alternations will be notified to Volkswagen Retailers at the earliest opportunity. Please consult your local Authorised Volkswagen retailer for the latest product information.

# The Passat GTE range

## Trim: GTE

Code	Model Description	Transmission	Trim	Fuel	VRT <sup>1</sup>	TAX <sup>1</sup>	HP e-motor	Combined CO <sub>2</sub> (WLTP) <sup>1</sup>	Combined l/100km (WLTP) <sup>1</sup>	RRP**	Delivery*	ROTR**
CB56YY	PASSAT GTE DSG ESTATE 1.4 TSI PHEV	Manual	GTE	Petrol PHEV	A1	€170	115	32	1.6	€45,150	€800	€45,950

ROTR Price = Recommended On the Road Price.

\* All prices (Retail, Delivery and ROTR) are recommended by Volkswagen Ireland.

\*\* Price of GTE model (CB56YY) is inclusive of €5,000 SEAI grant and €2,500 VRT rebate.

Please note that the Passat GTE model (CB56YY) is subject to an SEAI grant. (Sustainable Energy Authority of Ireland)

Note: PHEV = Plug-In-Hybrid Electric Vehicle

The specified fuel consumption and emission values are the official figures obtained from tests under standardised EU test conditions in accordance with the Worldwide Harmonized Light Vehicles Test Procedure (WLTP), a more realistic test method for measuring fuel consumption (l/100km) and CO<sub>2</sub> emissions and are correct at the time of print. WLTP replaces the previous NEDC test method. The above values reflect the standard vehicle excluding additional equipment such as optional extras and accessories which may have an effect on the fuel consumption (l/100km) and CO<sub>2</sub> emissions produced. To discover exact values please configure your desired vehicle at [volkswagen.ie/build](http://volkswagen.ie/build). You can discover more about the WLTP at [volkswagen.ie/wltp](http://volkswagen.ie/wltp).

Please note every effort has been made to ensure the contents of this publication (including RRP, CO<sub>2</sub>, fuel consumption and technical information) were accurate and up-to-date at the time of going print 1st May 2020. Volkswagen Ireland reserves the right to change specification, prices and withdraw products from sale without notice. Any such alternations will be notified to Volkswagen Retailers at the earliest opportunity. Please consult your local Authorised Volkswagen retailer for the latest product information.

# Passat

## Interior Equipment

- » Leather wrapped multi-function steering wheel
- » Door and side trim panels in foam film and woven fabric
- » Floor mats front and rear
- » Instrument cluster with electronic speedometer, trip odometer and tachometer
- » Fabric 'Lizard' seat trim covers
- » Front seats with manual height adjustment
- » Vanity mirrors in front sun visors
- » 2 cup holders, front
- » Arm rest rear with cupholder
- » Decorative inserts "New Brushed Design" for dashboard and door trim panels

## Exterior Equipment

- » 16" 'Aragon' alloy wheels including wheel locks with extended anti-theft protection
- » Tail lights incorporating LED technology
- » Side and rear windows in heat-insulating glass
- » Rear fog lamp
- » LED headlamps with automatic headlight activation with separate LED daytime running lights, "Leaving Home" and manual "Coming Home" function
- » Black Roof Rails

## Functional Equipment

- » Lane keeping system
- » Central locking system with radio remote control, 2 keys and "Keyless Go" functionality
- » Electric windows, front and rear
- » Forward collision warning system "Front Assist" including Autonomous emergency brake
- » Electrically adjustable and separately heated exterior mirrors
- » Electric parking brake including Auto-hold function
- » Bluetooth connectivity
- » USB type C interface
- » Separate daytime running lights
- » 6.5" "Composition" radio system with 8 speakers
- » Multifunction colour display "Colour"
- » Two-tone horn
- » Driver alert system
- » Remote unlocking for boot lid
- » Front windshield wiper with intermittent control
- » Tire pressure monitoring system
- » Car Connect Security and Service - 1 year subscription
- » Cruise control and speed limiter
- » Private emergency call system
- » Multifunction camera
- » Electronically controlled Air Conditioning system
- » Tailgate lid release from inside (electrically)
- » Tyre mobility kit

## Safety

- » Electronic Stability Control (ESC) with multiple impact brake and driver steering recommendation including Anti-lock Braking System (ABS) with brake assist system, antispin regulation (ASR), Electronic Differential Lock (EDL), Engine Drag Torque Control (EDTC) and trailer stabilisation
- » Driver's and front passenger's airbag with front passenger deactivation, including knee airbag on driver side
- » Curtain airbag system for front and rear occupants including side airbags in front
- » Safety-optimised front head restraints
- » 3 rear headrests, all lowerable
- » 3-point seat belts front with height adjustment and seat belt pretensioner
- » Three 3-point seat belts, rear
- » Warning signal and warning light for front and rear seat belts not fastened
- » ISOFIX anchorage points for two child seats on rear seat
- » First aid bag and warning triangle
- » Reflectors in all doors
- » Hill start assist
- » Pedestrian Monitoring
- » Electronic steering column lock
- » Speed-related variable steering assist (Electronic)
- » Electronic Engine Immobiliser
- » Electric mechanical Brake Booster
- » Extended & Predictive Pedestrian Protection



# Passat Business (in addition to Passat)

## Interior Equipment

- » Comfort seats, front
- » Fabric seat coverings 'Weave'
- » ergoActive driver's seat with seat cushion tilt adjustment, thigh support and electric backrest adjustment on the driver's side
- » Electrically adjustable lumbar support for driver's seat
- » Illuminated vanity mirrors in sun visors
- » Decorative inserts 'Cross Hatch' for dashboard and door trim panels
- » Decorative inserts 'Piano Black' for centre console
- » 3-Zone Climatronic Air Conditioning
- » 2 LED light units in footwell
- » Ambient lighting
- » Light & Vision package
- » LED warning light in front door

## Exterior Equipment

- » 17" 'London' alloy wheels including wheel locks with extended anti-theft protection
- » Tinted rear windows
- » LED front fog lights with cornering function
- » Chrome package

## Functional Equipment

- » Park distance control (PDC) – acoustic warning signal for obstacles in the front and rear
- » Auto-dimming interior mirror
- » Rain sensor
- » Wired App Connect
- » 12-V outlet in rear centre console, rear and in luggage compartment
- » Advanced individual tyre pressure monitoring
- » Adaptive Cruise Control
- » Leather wrapped multifunction steering wheel with tiptronic (DSG only)



# Passat Elegance (in addition to Business)

## Interior Equipment

- » Alcantara/'Vienna' leather upholstery
- » Heated front seats
- » Decorative inserts in 'brushed aluminum' for dashboard and door trim panels

## Exterior Equipment

- » 17" 'Nivelles' alloy wheels including wheel locks with extended anti-theft protection
- » Chrome trims, front, side, and rear
- » Stainless steel scuff plates in front and rear
- » Front vent, mirror switch, rotary light and power window switches illuminated with chrome
- » Silver Roof Rails

## Functional Equipment

- » 9.2" 'Discover Pro' navigation system with clear glass screen and WeConnect plus (3 year subscription)
- » Climatronic air conditioning (3-Zone automatic temperature regulation) incl. 'Air Care' and controls in rear
- » Automatically heated washer nozzles, front
- » Electrically folding exterior mirrors with environmental lighting
- » Rear view camera
- » Digital Cockpit; High Resolution 10.25 inch display
- » Dynamic road sign recognition
- » Wireless and wired App Connect  
*Note: Wireless App connect functionally only capable with Apple car Play. Wired connection available for Android Auto. Only compatible from Apple iPhone 5 upwards*
- » High Beam Assist- automatic high beam control
- » Digital radio reception
- » Mobile Key- open and start your Passat using your smartphone  
*Note: Only Compatible with Samsung S Model range from 2016 onwards.*
- » Comfort Telephony with 4G
- » Wireless Charging  
*Note: Only compatible with Qi standard supported smartphone*
- » Advanced Intuitive voice control- use your voice to operate the radio, telephone & navigation systems



# Passat Estate R-Line (in addition to Elegance)

## R-Line Exterior

- » 18" R-Line 'Monterrey' alloy wheels in grey metallic
- » R-Line radiator grille
- » R-Line front bumper with C-Signature
- » R-Line sill extensions
- » R-Line brand logo on wings
- » R-Line air inlets and cover panels
- » LED front fog lights
- » Silver Roof Rails



Note: The above image shows 'R-Line' Model in Lapiz Blue with 'Pretoria' 19" alloy wheels in Grey Metallic and optional Matrix LED package.



Note: The above image shows 'R-Line' Model in Lapiz Blue with optional Matrix LED package.



Note: The above image shows 'R-Line' Model in Oryx White with optional Matrix LED package.





# Passat GTE (in addition to Elegance)

## Interior Equipment

- » Leather-wrapped multi-function steering wheel with "GTE" Blue Logo
- » Sports seats, front
- » Full 'Nappa' GTE Leather upholstery
- » GTE-specific blue ambient lighting
- » 2 LED light units in footwell
- » Light & Vision package
- » LED warning light in front door
- » Driving Profile Selection with 3 modes to choose from; GTE, E-Mode & Hybrid Mode

## Exterior Equipment

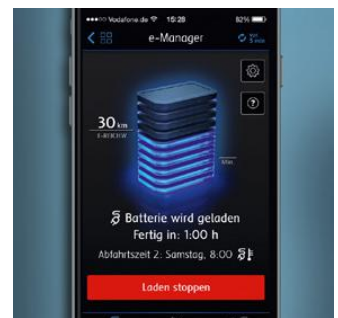
- » 17" Montpellier Alloy Wheels incl. wheel locks with extended anti-theft protection
- » Black radiator grille with chrome strip and GTE emblem
- » GTE blue emblem incl. logo in wing panel on front right and left
- » Chrome strips on side sills
- » GTE-specific bumpers, body coloured
- » GTE specific blue brake callipers

## Functional Equipment

- » Electronic differential Lock XDS
- » Easy open package, sensor controlled opening and electrical closing
- » Charging cable, mode 2, type 2/ G (10A) and AC Mode 3, type 2 (16A)



The above specifications are for information purposes only as our products are continually updated and changes may be made to the specifications at any time. If you require any specific feature, you must consult your local dealer who is regularly updated with any change in specification. Specifications are subject to change without notice.



# Option Packs

Options Priced  
From RRP

## W56 Technology Upgrade (Business)

€999

RBD	'DISCOVER MEDIA' DYNAMIC ROAD SIGN DISPLAY	Navigation system with 8" clear glass touch screen Multifunction camera with dynamic road sign display
6XI	FOLDING MIRRORS	Exterior mirror with surround lighting, mirror lowering function, folding/ heated and auto-dimming
9WJ	WIRED & WIRELESS APP CONNECT	<i>Note: Wireless App connect functionality only capable with Apple car Play. Wired connection available for Android Auto. Only compatible from Apple iPhone 5 upwards.</i>
KA2	REAR VIEW CAMERA	

## W56 Technology Upgrade (Elegance/ R-Line)

€1,399

PE9	KEYLESS ENTRY 'EASY OPEN' TAILGATE	Keyless locking and starting system without safelock Sensor-controlled tailgate opening & electric closing, with remote unlocking <i>Note: Please order PEZ if ordering in combination with WD4 'Anti-Theft Alarm'</i>
WL7	'NAPPA' LEATHER PACKAGE	Seat inserts, bolsters and centre armrest in 'Nappa' leather including door and side trim panels in leatherette <i>Note: Refer to page 15 for available 'Nappa' Leather Upholstery options</i>
PPZ	SIDE ASSIST EXTENDED PASSENGER PROTECTION SYSTEM	Lane change system side assist 'Pre Crash' basic, 'Pre Crash' front & 'Pre Crash' rear. If the system identifies a potential hazard, the front passenger seatbelts are tightened automatically to ensure the best possible protection by the airbag and seatbelt systems

## W56 Technology Upgrade (GTE)

Standard

PE9	KEYLESS ENTRY 'EASY OPEN' TAILGATE	Keyless locking and starting system without safelock Sensor-controlled tailgate opening & electric closing, with remote unlocking <i>Note: Please order PEZ if ordering in combination with WD4 'Anti-Theft Alarm'</i>
WL8	'NAPPA' LEATHER FOR GTE	Seat inserts, bolsters and centre armrest in 'Nappa' leather including door and side trim panels in leatherette <i>Note: Refer to page 15 for available 'Nappa' Leather Upholstery options</i>
1Y3	ELECTRONIC DIFFERENTIAL LOCK XDS	The XDS electronic differential lock improves the traction and handling of the vehicle.

# Options

## Driver Assistance Systems

			Passat	Business	Elegance	R-Line	GTE	Options Priced From RRP
7X2	PARK DISTANCE CONTROL	Park Distance control for front and rear	○	■	■	■	■	€689
PDA	DRIVER PROFILE SELECT	Choose different settings that will change both your Passat's performance and driving experience	–	○	○	○	○	€242
7K3	ADVANCED TIRE PRESSURE MONITOR	Direct tire pressure monitoring system, monitoring each individual tyre pressure	○	■	■	■	■	€203
8G1	HIGH BEAM CONTROL 'LIGHT ASSIST'	Automatic activation and deactivation of the main light beam	–	○	■	■	■	€179
7W2	PROACTIVE PASSENGER PROTECTION	Proactive passenger protection system in combination with Front Assist. If the system identifies a potential hazard, the front passenger seatbelts are tightened automatically to ensure the best possible protection by the airbag and seatbelt system	○	○	○	○	○	€181

## Functional

			Passat	Business	Elegance	R-Line	GTE	Options Priced From RRP
1M6	FOLDING TRAILER HITCH, WITH ELECTRIC RELEASE		○	○	○	○	○	€794
PXA	ADVANCED MATRIX LED HEADLAMPS	Specific single LED segments can be switched on and off using matrix technology to create a wealth of light distributions, depending on the different driving situations. Dynamic headlight range control. Advanced high beam control. Running indicators front and rear	–	–	○	○	○	€2,317
WD4	ANTI THEFT ALARM	Anti-theft alarm system with interior monitoring backup horn and towing protection <i>Note: Only in conjunction with PEM Keyless Entry 'Easy Open' Tailgate.</i>	–	○	○	○	○	€488
PGW	HEATED WINDSHIELD	Wire-free system with an electrically conductive layer within the laminated glass which aids in defrosting	–	–	○	○	–	€438
8WH	FRONT FOG LAMPS & CORNERING FUNCTION	Incorporating LED technology	○	■	■	■	■	€173
PS6	PANORAMIC SUNROOF	Tilting and sliding panoramic sunroof	–	–	○	○	○	€1,400
6XI	AUTOMATICALLY FOLDING MIRRORS	Exterior mirror with surround lighting, mirror lowering function, folding/heated and auto-dimming	–	○	■	■	■	€207
PPZ	PROACTIVE PASSENGER PROTECTION SYSTEM INCLUDING LANE CHANGE SIDE ASSIST		–	–	○	○	–	€835

For exact options prices for your vehicle, please contact your local dealer or visit [www.volkswagen.ie](http://www.volkswagen.ie)

■ Standard ○ Optional – Not available

Note: Some options may require other options depending on the item and trim line.

# Options (continued)

Comfort			Passat	Business	Elegance	R-Line	GTE	Options Priced From RRP
PSF	SPORTS SUSPENSION	Body lowered by approx 15mm	–	–	–	○	–	€360
PA6	AMBIENT LIGHTING "PLUS"	With 10 colours to choose from	–	○	○	○	○	€320
PW1	WINTER PACKAGE	Including heated front seats & heated washer nozzles	–	○	■	■	■	€363
1Y3	ELECTRONIC DIFFERENTIAL LOCK XDS	XDS is an advanced electronic differential lock, linked to a sophisticated Electronic Stabilisation Programme (ESP) system. It is designed to maximise road holding and improve responses, especially when cornering	–	–	–	○	■	€246

Styling			Passat	Business	Elegance	R-Line	GTE	Options Priced From RRP
WL7	NAPPA LEATHER TRIM	Seat inserts, bolsters and centre armrest in 'Nappa' leather including door and side trim panels in leatherette	–	–	○	○	■	€1,598
WL1	VIENNA LEATHER TRIM	Seat inserts, bolsters, and armrest surfaces in 'Vienna' leather with top comfort seats in front, door and side trim panels in leatherette, heated top comfort front seats and automatically heated front washer nozzles	–	○	–	–	–	€2,869
PDS	BLACK HEADLINER	Titanium black headliner	–	–	○	○	–	€307
5MD	BRUSHED ALUMINIUM DESIGN	Brushed aluminium for Dashboard	–	○	■	■	■	€531
W06	R-LINE INTERIOR	In addition to R-Line model, seat bolsters in leather 'Carbon Style', seat inserts in 'Nappa' leather. Leatherwrapped multifunctional R-Line sports steering wheel, and pedals and footrest in brushed stainless steel <i>Note: W06 'R-Line' interior package can replace WL7 'Nappa Leather' in the technology package for an additional €1000</i>	–	–	–	○	–	€2,597

Audio and Navigation			Passat	Business	Elegance	R-Line	GTE	Options Priced From RRP
QH1	NATURAL VOICE CONTROL		–	○	■	■	■	€143
9VC	'DYNAUDIO' SOUND SYSTEM	Dynaudio confidence 700W total power output sound system incl. subwoofer	–	–	○	○	–	€1,515
RBD	'DISCOVER MEDIA' DYNAMIC ROAD SIGN DISPLAY	Navigation system with 8" clear glass touch screen Multifunction camera with dynamic road sign display	–	○	–	–	–	€1,123

For exact options prices for your vehicle, please contact your local dealer or visit [www.volkswagen.ie](http://www.volkswagen.ie)

■ Standard ○ Optional – Not available

Note: Some options may require other options depending on the item and trim line.

# Options (continued)

## Alloy Wheels

			Passat	Business	Elegance	R-Line	GTE	Options Priced From RRP
PI5	SOHO 17" WHEELS	7J x 17 'Soho' alloy wheels anthracite with diamond-turned surface with wheel locks and extended anti-theft protection with low rolling resistance tyres.	–	○	○	–	–	€0
PU7	SEBRING 17" WHEELS	8J x 17 'Sebring' alloy wheels with wheel bolts and extended anti-theft protection with low rolling resistance tyres.	–	○	–	–	–	TBC
			–	–	○	–	–	TBC
PIN	DARTFORD 18" WHEELS	8J x 18 'Dartford' alloy wheels in Antracite Grey surface with wheel locks and extended anti-theft protection with low rolling resistance tyres.	–	–	○	–	–	€710
			–	–	–	○	–	€0
PI8	LIVERPOOL 18" WHEELS	8J x 18 'Liverpool' alloy wheels in Admantium Grey with wheel locks and extended anti-theft protection with low rolling resistance tyres.	–	–	–	○	–	€0
			–	–	–	–	○	€881
PU8	BONNEVILLE 18" WHEELS	8J x 18 'Bonneville' alloy wheels in Burnished Black with wheel locks and extended anti-theft protection with low rolling resistance tyres.	–	–	–	○	–	€0
			–	–	–	–	○	€892
PR9	PRETORIA 19" WHEELS	8J x 19 'Pretoria' alloy wheels in Matte Dark Graphite with wheel locks and extended anti-theft protection. <i>Note: Only in conjunction with code PSF Sports Suspension</i>	–	–	–	○	–	€620
PJG	VERONA 19" ALLOYS	8J x 19 'Verona' alloy wheels with wheel locks and extended anti-theft protection. <i>Note: Only in conjunction with code PSF Sports Suspension</i>	–	–	–	○	–	€566

## Paint

			Passat	Business	Elegance	R-Line	GTE	Options Priced From RRP
MP0	SOLID PAINT-FREE	Urano Grey	■	■	■	■	■	€0
MP9	SOLID PAINT	Pure white, Tornado Red	○	○	○	○	○	€225
MP1	METALLIC PAINT	Reflex Silver, Pyrite Silver, Taramind Brown, Manganese Grey, Sea Shell Gold	○	○	○	○	○	€751
MP2	PREMIUM METALLIC PAINT	Aquamarine, Lapiz Blue <i>Note: Lapiz Blue is only available on 'R-Line' Models</i>	○	○	○	○	○	€876
MP7	PEARL EFFECT PAINT	Deep Black	○	○	○	○	○	€751
MP8	MOTHER OF PEARL EFFECT PAINT	Oryx White	–	–	○	○	○	€1,351

For exact colour and trim combinations please refer to page 14

For exact options prices for your vehicle, please contact your local dealer or visit [www.volkswagen.ie](http://www.volkswagen.ie)

■ Standard ○ Optional – Not available

Note: Some options may require other options depending on the item and trim line.

# Colours



Urano Grey Solid

5K5K



Pure White Solid\*

0Q0Q



Tornado Red Solid\*

G2G2



Reflex Silver Metallic\*

8E8E



Pyrite Silver Metallic\*

K2K2



Taramind Brown Metallic\*

3V3V



Manganese Grey Metallic\*

5V5V



Sea Shell Gold Metallic\*

9V9V

Note: Only available until week 48/19



Deep Black Pearl Effect\*

2T2T



Oryx White Pearl Effect\*

0R0R

Note: Not available on Passat and Passat Business



Aquamarine Metallic\*

8H8H



Lapiz Blue Metallic\*

L9L9

Note: Only available on R-Line

Please note, the print processes do not allow exact reproduction of the paint colours.

\*Optional at extra cost • Note: Oryx White is a premium pearl effect paint finish. Please see Options section for pricing information page 13

# Upholstery




**"Lizard" cloth**  
Titan Black/Blue (TO)  
Standard on Passat models




**"Weave" cloth**  
Titan Black/Blue (TO)  
Standard on Business models




**"Alcantara"/'Vienna' leather**  
Titan Black/Blue (TO)  
Standard on Elegance/ R-Line



**"Alcantara"/'Vienna' leather**  
Aquamarine/Titan Black (CM)  
Standard on Elegance/ R-Line



**"Alcantara"/'Vienna' leather**  
Mistral (YR)  
Standard on Elegance/ R-Line




**"Vienna" leather (WL1)**  
Mistral (YR)  
Optional on Business models




**"Vienna" leather (WL1)**  
Titan Black/Blue (TO)  
Optional on Business models

Note 1: Some parts of leather interior trim will contain artificial leather.  
Note 2: The print processes do not allow exact reproduction of the upholstery & insert colours.

# Upholstery



**"Nappa" leather (WL7)**  
Titan Black/Blue(TO)  
Optional on Elegance/ R-Line



**"Nappa" leather (WL7)**  
Florence/Titan Black (DN)  
Optional on Elegance/ R-Line  
Note: Requires PDS Black Headliner




**"Nappa" leather (WL7)**  
Mistral (YR)  
Optional on Elegance and R-Line



**"Carbon-Flag"/Vienna (W05)**  
Flint Grey/Titan Black (OK)  
Optional on R-Line



**"Nappa" leather (WL8)**  
Mistral (YR)  
Standard on GTE



**"Nappa" leather (WL8)**  
Titan Black/Blue(TO)  
Standard on GTE

Note 1: Some parts of leather interior trim will contain artificial leather.  
Note 2: The print processes do not allow exact reproduction of the upholstery & insert colours.



# Colour and Fabric Combinations

		Dashboard Upper/ Lower	Carpet	Door Panel	Headliner	Pure White Solid 0Q0Q	Urano Grey Solid 5K5K	Reflex Silver Metallic* 8E8E	Pyrite Silver Metallic* K2K2	Manga- nese Grey Metallic* X5X5	Aqua- marine Metallic* 8H8H	Deep Black Pearl Effect* 2T2T	Oryx White Pearl Effect* 0R0R	Tornado Red Solid* G2G2	Tamar- mind Brown* 3V3V	Sea Shell Gold* 9V9V	Lapiz Blue* L9L9
<b>Passat</b>																	
"Lizard"	TO	Titan Black/ Blue	Titan Black	Titan Black	St. Tropez	☐	☐	☐	☐	☐	☐	☐	-	☐	☐	☐	-
<b>Business</b>																	
"Weave"	TO	Titan Black/ Blue	Titan Black	Titan Black	St. Tropez	☐	☐	☐	☐	☐	☐	☐	-	☐	☐	☐	-
"Vienna" Leather (WL1)	TO	Titan Black/ Blue	Titan Black	Titan Black	St. Tropez	☐	☐	☐	☐	☐	☐	☐	-	☐	☐	☐	-
"Vienna" Leather (WL1)	YR	Mistral	Raven	Raven	Mistral	☐	☐	☐	☐	☐	☐	☐	-	☐	☐	☐	-
<b>Elegance / R-Line</b>																	
Alcan- tara/ "Vienna" Leather	TO	Titan Black/ Blue	Titan Black	Titan Black	St. Tropez	☐	☐	☐	☐	☐	☐	☐	☐	☐	☐	☐	☐
Alcan- tara/ "Vienna" Leather	CM	Aqua- marine/ Titan Black	Titan Black	Titan Black	Mistral	☐	☐	☐	☐	☐	☐	☐	☐	☐	☐	☐	☐
Alcan- tara/ "Vienna" Leather	YR	Mistral	Raven	Raven	Mistral	☐	☐	☐	☐	☐	☐	☐	☐	☐	☐	☐	☐
"Nappa" Leather (WL7)	TO	Titan Black/ Blue	Titan Black	Titan Black	St. Tropez	☐	☐	☐	☐	☐	☐	☐	☐	☐	☐	☐	☐
"Nappa" Leather (WL7)	DN	Florence/ Titan Black	Titan Black	Titan Black	Titan Black	☐	☐	☐	☐	☐	☐	☐	☐	☐	☐	☐	☐
"Nappa" Leather (WL7)	YR	Mistral	Raven	Raven	Mistral	☐	☐	☐	☐	☐	☐	☐	☐	☐	☐	☐	☐
<b>R-Line</b>																	
Fabric "Carbon- Flag"/ Vienna (W06)	OK	Flint Grey/ Titan Black	Titan Black	Titan Black	St. Tropez	☐	☐	☐	☐	☐	☐	☐	☐	☐	☐	☐	☐
<b>GTE</b>																	
"Nappa" Leather (WL8)	TO	Titan Black/ Blue	Titan Black	Titan Black	Titan Black	☐	☐	☐	☐	-	☐	☐	☐	☐	☐	☐	-
"Nappa" Leather (WL8)	YR	Mistral	Raven	Raven	Mistral	☐	☐	☐	☐	-	☐	☐	☐	☐	☐	☐	-

☐ Available - Not available \*Optional at extra cost

# Alloy Wheels



**STANDARD ON PASSAT**  
16" 'Aragon' alloy wheels  
6.5J x 16 Tyres: 215/60 R16



**STANDARD ON BUSINESS**  
17" 'London' alloy wheels  
7J x 17 Tyres: 215/55 R17



**STANDARD ON ELEGANCE**  
17" 'Nivelles' alloy wheels  
7J x 17 Tyres: 215/55 R17



**STANDARD ON R-LINE**  
18" 'Monterrey' alloy wheels in grey metallic  
8J x 18 Tyres: 235/55 R18



**STANDARD ON GTE**  
17" 'Montpellier' alloy wheels  
7J x 17 Tyres: 215/55 R17



**OPTIONAL ON BUSINESS & ELEGANCE**  
17" 'Sebring' alloy wheels

# Alloy Wheels



**OPTIONAL ON BUSINESS & ELEGANCE**

17" 'Soho' alloy wheels with diamond turned surface

7J x 17 Tyres: 215/55 R17



**OPTIONAL ON R-LINE & GTE**

18" 'Bonneville' alloy wheels in Burnished Black

8J x 18 Tyres: 235/45 R18



**OPTIONAL ON ELEGANCE & R-LINE**

18" 'Dartford' alloy wheels in Antracite Grey

8J x 18 Tyres: 235/45 R18



**OPTIONAL ON R-LINE & GTE**

18" 'Liverpool' alloy wheels in Admantium Dark

8J x 18 Tyres: 235/45 R18



**OPTIONAL ON R-LINE**

19" 'Pretoria' alloy wheels in Matt Dark Graphite

8J x 19 Tyres: 235/40 R19



**OPTIONAL ON R-LINE**

19" 'Verona' alloy wheels

8J x 19 Tyres: 235/40 R19

# Technical Data

Engine	1.5TSI 150HP Petrol		1.6TDI 120HP Diesel	2.0TDI 150HP Diesel	
Gearbox type	6 speed manual	7 speed auto DSG	7 speed auto DSG	6 speed manual	7 speed auto DSG
Engine type	Four cylinder petrol		Four cylinder Diesel	Four cylinder Diesel	
Fuel tank capacity, ltrs	66		59	66	
Cubic capacity, ltrs/cc	1.5/1498		1.6/1598	2.0/1968	
Max. output, kW/HP	110/150		88/120	110/150	
Max. torque, Nm	250		250	340	
<b>Performance</b>					
Top speed, km/h, where the law permits:	214		199	213	
Acceleration, secs 0 – 100km/h:	8.9		11.5	9.1	
<b>Environmental information</b>					
<b>Official fuel consumption ltr per 100km:</b>					
<b>WLTP: (Min-Max)</b>					
Low speed consumption	8.1-8.7	8.7-9.3	6.6-7.5	5.7-5.9	6.3-6.7
Medium speed consumption	5.9-6.5	6.5-7.2	5.6-6.4	4.8-5.3	5.1-5.6
High speed consumption	5.2-5.9	5.6-6.3	5.1-5.7	4.3-4.7	4.5-4.9
Extra high speed consumption	6.3-7.0	6.7-7.3	6.0-6.7	5.1-5.6	5.3-5.7
Combined speed consumption	6.1-6.8	6.6-7.2	5.8-6.4	4.9-5.3	5.1-5.5
WLTP Emissions Combined,CO2 g/km:	139-154	149-164	151-168	127-139	135-145
Emission class	EURO 6		EURO 6	EURO 6	

The specified fuel consumption and emission values are the official figures obtained from tests under standardised EU test conditions in accordance with the Worldwide Harmonized Light Vehicles Test Procedure (WLTP), a more realistic test method for measuring fuel consumption (l/100km) and CO<sub>2</sub> emissions and are correct at the time of print. WLTP replaces the previous NEDC test method. The WLTP Min. value refers to the minimum values of the standard entry version excluding additional equipment such as optional extras and accessories which may have an effect on the fuel consumption (l/100km) and CO<sub>2</sub> emissions produced. The WLTP Max. value refers to the maximum value achieved considering optional extras. To discover exact values please configure your desired vehicle at please visit [volkswagen.ie/build](http://volkswagen.ie/build). You can discover more about the WLTP at [volkswagen.ie/wltp](http://volkswagen.ie/wltp).

Please note every effort has been made to ensure the contents of this publication (including RRP, CO<sub>2</sub>, fuel consumption and technical information) were accurate and up-to-date at the time of going print 1st May 2020. Volkswagen Ireland reserves the right to change specification, prices and withdraw products from sale without notice. Any such alternations will be notified to Volkswagen Retailers at the earliest opportunity. Please consult your local Authorised Volkswagen retailer for the latest product information.

# Technical Data

Engine	Passat Estate GTE 1.4 TSI 218HP PHEV
Gearbox type	6 speed auto DSG
Engine type	Four cylinder Petrol
Fuel tank capacity, ltrs	50
Cubic capacity, ltrs/cc	1,395
Max. output, kW/HP	115/150
Max. torque, Nm	250
<b>Electric motor/ Charging system</b>	
Electrical power output, kW (Electric motor only)	85
Combined Max Output, HP/kW	218/190
Combined Max torque, Nm	250
Battery Type	Lithium-Ion
Battery energy capacity, kWh	13.0
Charging time: AC 2.3 kW, 100% State of Charge, hour:min	5
Charging time: AC 3.6 kW, 100% State of Charge, hour:min	3.33
<b>Electrical power consumption kWh/100km</b>	
Combined, kWh/100km	16.6
Electrical range, km	56
<b>WLTP emissions combined</b>	
WLTP CO2 emission, g/km (min-max)	32-38

The specified fuel consumption and emission values are the official figures obtained from tests under standardised EU test conditions in accordance with the Worldwide Harmonized Light Vehicles Test Procedure (WLTP), a more realistic test method for measuring fuel consumption (l/100km) and CO<sub>2</sub> emissions and are correct at the time of print. WLTP replaces the previous NEDC test method. The WLTP Min. value refers to the minimum values of the standard entry version excluding additional equipment such as optional extras and accessories which may have an effect on the fuel consumption (l/100km) and CO<sub>2</sub> emissions produced. The WLTP Max. value refers to the maximum value achieved considering optional extras. To discover exact values please configure your desired vehicle at please visit [volkswagen.ie/build](http://volkswagen.ie/build). You can discover more about the WLTP at [volkswagen.ie/wltp](http://volkswagen.ie/wltp).

Please note every effort has been made to ensure the contents of this publication (including RRP, CO<sub>2</sub>, fuel consumption and technical information) were accurate and up-to-date at the time of going print 1st May 2020. Volkswagen Ireland reserves the right to change specification, prices and withdraw products from sale without notice. Any such alternations will be notified to Volkswagen Retailers at the earliest opportunity. Please consult your local Authorised Volkswagen retailer for the latest product information.